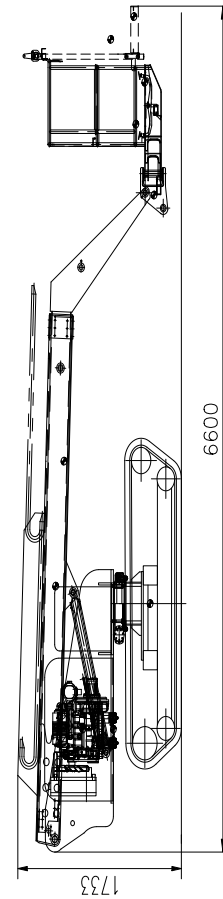
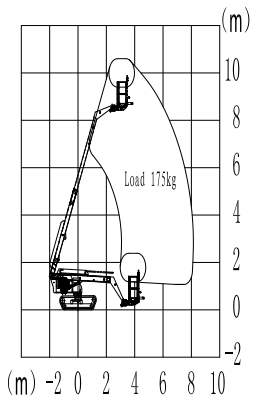



| Measurement Specification | | | Product Picture | |
|---------------------------|-----------------------------------|--------------------|--|---------|
| No | Item-CP08(Track style) | Specifications |    | |
| 1 | Working height maximum | 10.6m | | |
| 2 | Platform height maximum | 8.6m | | |
| 3 | height maximum(stowed) | 1.73m | | |
| 4 | Working radius maximum | 8.1m | | |
| 5 | Width | 2.8m | | |
| 6 | Length (stowed) | 6.6m | | |
| 7 | Lift capacity | 175kg | | |
| 8 | Turntable swing | 355° | | |
| 9 | Turntable swing speed | 0-1rpm | | |
| 10 | Platform measurement (L×W×H) | 0.62m×0.62m×1.13m | | |
| 11 | Platform leveling | Automatic leveling | | |
| 12 | Platform swing | ±60° | | |
| 13 | Boom | 2 unit | | |
| 14 | System's voltage | 12V | | |
| 15 | Central ground-clearance | 140mm | | |
| 16 | Fuel oil tank's capacity | 50 L | | |
| 17 | Hydraulic oil tank's capacity | 50 L | | |
| 18 | Total weight | 4200kg | | |
| 19 | Walking speed | Stowed | | 3.8km/h |
| 20 | | Raised or extended | | 0.8km/h |
| 21 | Maximum system hydraulic pressure | 25MPa | | |
| 22 | Maximum grade ability | 40% | | |
| 23 | Engine | YANMAR | | |
| 24 | Rated engine's power | 15.5/2200 kw/r/min | | |
| 25 | water tank's capacity(Optional) | 450L | | |